

SPAN TABLE

Composite TotalJoist with 3" Concrete Slab, Residential Loading
Vibration Controlled



Depth (inches)	iSPAN® Joist	OPEN AREAS—NO PARTITIONS					FULL HEIGHT PARTITIONS				
		40psf Live Load / 25psf Superimposed Dead Load					40psf Live Load / 25psf Superimposed Dead Load				
		24" o.c	30" o.c	36" o.c	42" o.c	48" o.c	24" o.c	30" o.c	36" o.c	42" o.c	48" o.c
8"	8-ic-3	18' 4"	17' 5"	16' 7"	16' 0"	15' 6"	19' 4"	18' 2"	17' 5"	16' 10"	16' 4"
	8-ic-4	19' 2"	18' 4"	17' 6"	16' 10"	16' 4"	20' 4"	19' 2"	18' 4"	17' 8"	17' 1"
10"	10-ic-3	20' 6"	19' 5"	18' 7"	17' 11"	17' 4"	21' 10"	20' 6"	19' 6"	18' 10"	18' 2"
	10-ic-4	21' 7"	20' 5"	19' 7"	18' 10"	18' 2"	23' 1"	21' 10"	20' 8"	19' 10"	19' 1"
12"	12-ic-3	22' 11"	21' 8"	20' 8"	19' 11"	19' 2"	24' 8"	23' 2"	22' 0"	21' 1"	20' 4"
	12-ic-4	24' 1"	22' 10"	21' 10"	21' 0"	20' 4"	26' 1"	24' 7"	23' 5"	22' 5"	21' 6"
14"	14-ic-3	25' 1"	23' 8"	22' 8"	21' 10"	21' 1"	27' 4"	25' 8"	24' 5"	23' 5"	22' 6"
	14-ic-4	26' 7"	25' 0"	23' 11"	23' 0"	22' 2"	28' 11"	27' 2"	25' 11"	24' 10"	23' 11"
16"	16-ic-3	27' 6"	25' 11"	24' 7"	23' 8"	22' 11"	29' 11"	28' 1"	26' 8"	25' 7"	24' 6"
	16-ic-4	29' 1"	27' 5"	26' 1"	25' 0"	24' 2"	31' 8"	29' 10"	28' 4"	27' 1"	26' 1"
18"	18-ic-4	31' 8"	29' 10"	28' 4"	27' 1"	26' 1"	34' 5"	32' 5"	30' 10"	29' 5"	28' 5"

Notes

- Spans have been based on review for Strength, Deflection, Vibration, and Construction Loads.
- See full Composite TotalJoist load tables on-line for complete notes regarding the criteria assumed.
- For vibration, Full Height Partitions in the spans charts are assumed to be non-load bearing but they will have significant impact on the spans as shown.
- Joists are assumed to be supported by walls at each end.
- Floors do not require shoring during construction.
- Dead loads shown are superimposed and are in addition to the self weight of the floor.
- Tables are meant as a guide only. Contact iSPAN Systems LP for further analysis regarding increasing spans, different boundary conditions, slab thickness, etc.



Now you can.

COMPOSITE TOTALJOIST

STAY-IN-PLACE FORMWORK.
NO PLYWOOD REQUIRED.



Authorized Distributor of
TOTALJOIST for ICF in
Ontario, Canada
www.iSPANsystems.com



FASTFORM
P.O. BOX 68
Orangeville, ON, Canada L9W 2Z5
T 519-942-0547 F 519-941-5225
TF 1-877-351-5603
www.fastform.ca

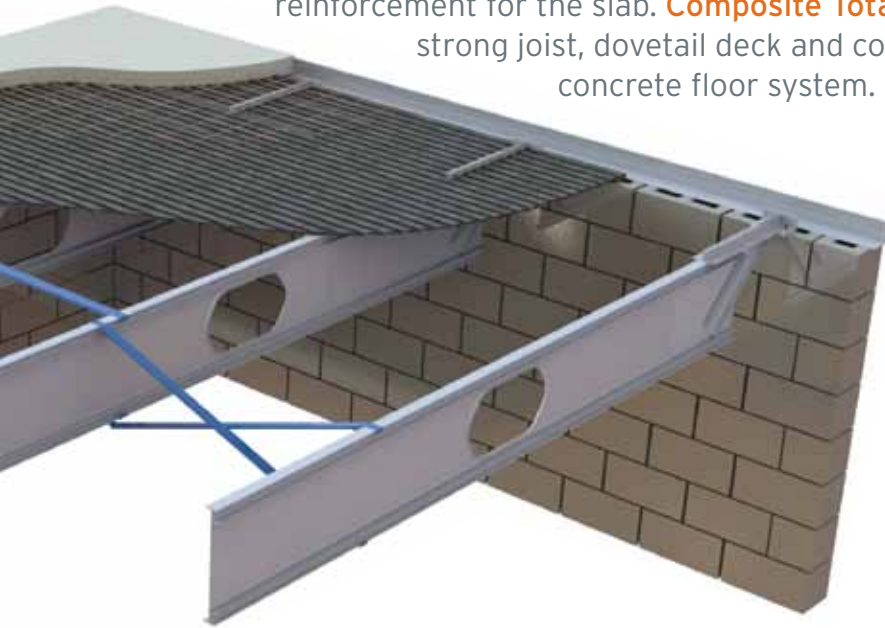
TOTALJOIST BY iSPAN SYSTEMS



COMPOSITE CONCRETE/STEEL

STAY-IN-PLACE FORMWORK Professional Results

TotalJoist is a patented steel floor joist. With dovetail shaped deck and embossed ribs, it forms a very strong permanent bond with the concrete poured onto it, and acts as reinforcement for the slab. **Composite TotalJoist** combines the benefit of a strong joist, dovetail deck and concrete, to provide a premium concrete floor system.



- Installation is easy and safe
- No shoring required
- Vibration control designed, iVIBE
- Great for in-floor heating
- Allows for polished concrete
- For all support conditions—block, ICF, LSF, wood, and structural steel
- Technical support and training provided

2 hr UL/ULC Rating with only one layer of drywall



LIGHTWEIGHT

50% lighter than typical concrete floors

LIGHTER MATERIALS

- Less weight = Less force
- Smaller foundation & supporting structure
- Less money
- Less construction time

HEAVIER MATERIALS

- Increased weight = More force
- Larger foundation & supporting structure
- More money
- More construction time

PRE-CUT SERVICE HOLES

Large access holes to run services through

- No more unsightly and costly bulkheads
- Trade friendly, reduced labour and scheduling
- Increased ceiling height




HVAC



Plumbing

HIGH ACOUSTIC RATINGS

Minimize the No. 1 reason for complaints

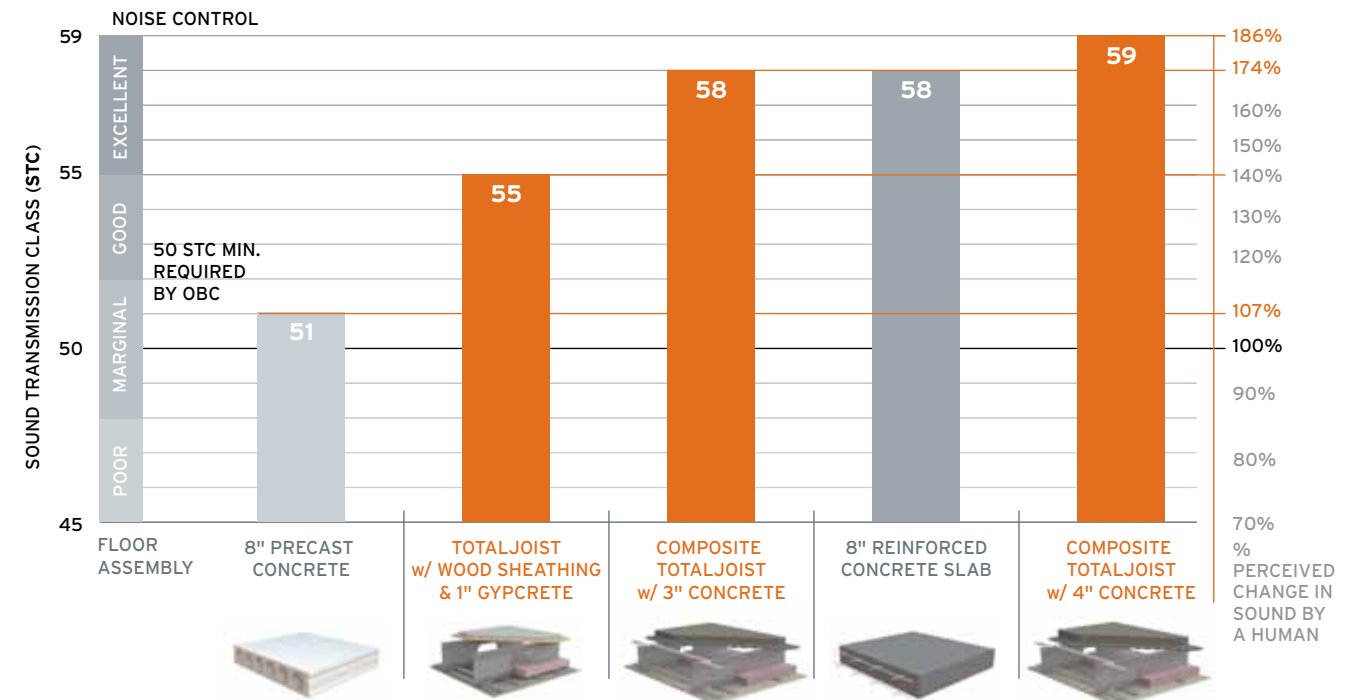


Base (3" Slab) with Fiberglass Batts and Carpet with Underpad
STC: 58 IIC: 86



Services with Potlight Acoustic Protection Box

60% higher ratings than precast and over 34% higher ratings than wood and gypcrete with reduced sound flanking.



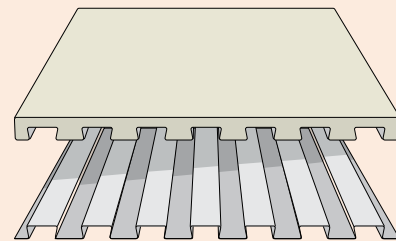
TOTAL-LEWIS DECK

Over 45 years of composite floor experience

Unique dovetailed steel deck provides a superior mechanical interlock with the concrete.

Total-LEWIS Deck naturally drives heat upward for in-floor heating applications, increasing efficiency of heat system.

Provides a solid floor feeling.



FLOOR SYSTEM